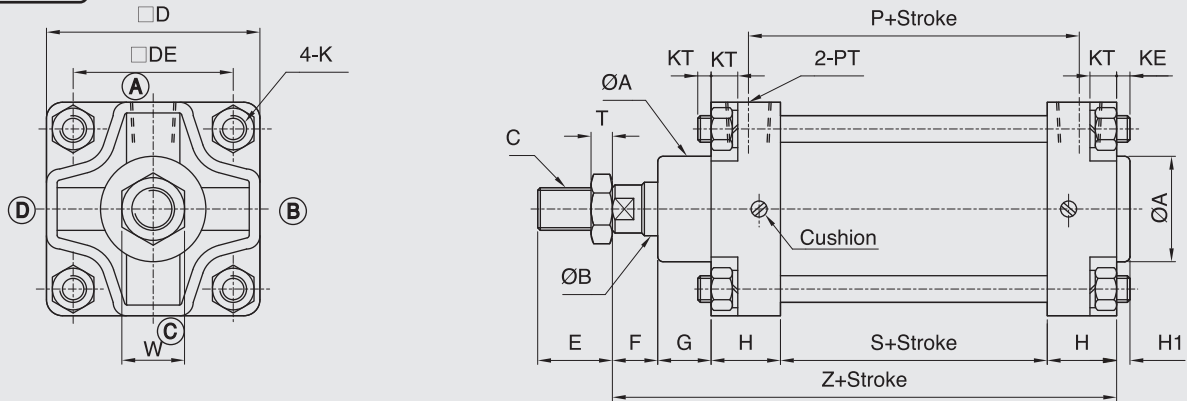
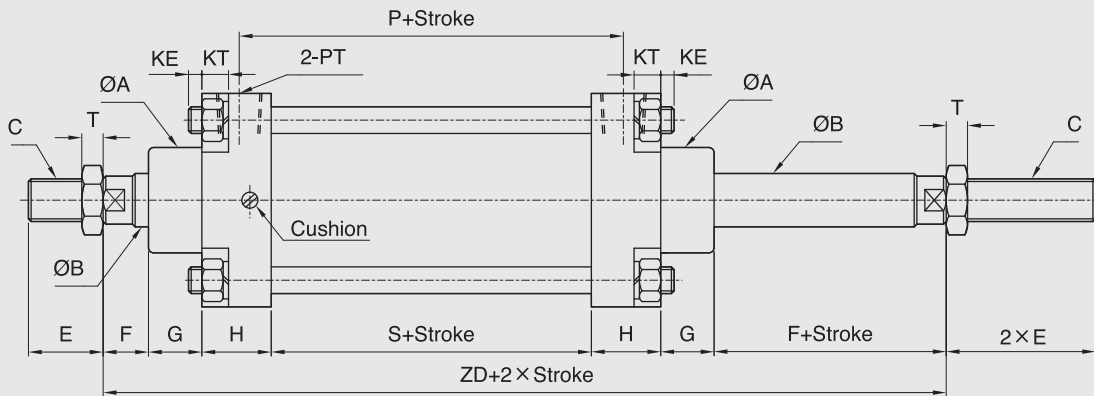


## 鋁合金氣缸尺寸圖 MA Series Dimensional Features(0.99Mpa)

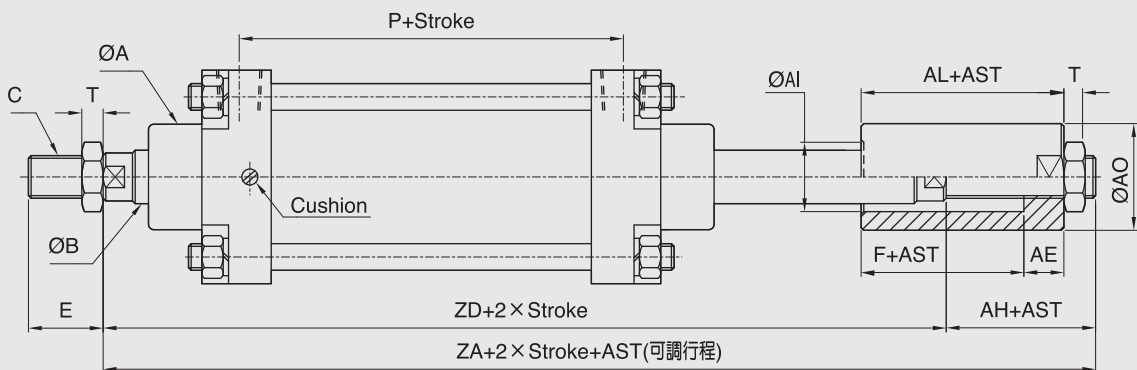
### MAB MA+B (標準型) TYPE



### MAD MA+D (雙軸型) TYPE



### MAD MAD+AST (雙軸型附可調帽) TYPE



#### MAB-MAD TYPE

#### A (可調帽) TYPE

BORE	SIZE	ØA	ØB	C	□D	□DE	E	F	G	H	H1	P	PM	PT	K	KE	KT	S	T	W	Z	ZA	ZD	AH	AE	ØAI	ØAO	AL
Ø40	30	16	16	M14XP1.5	59	44	28	13	15	26	5	67	30	1/4	M8XP1.25	11	8.5	45	8	22	125	178	153	25	15	20	30	30
Ø50	39.5	20	20	M16XP1.5	66	48	28	17	15	28	5	72	30	1/4	M8XP1.25	9.5	8.5	46	8	23.5	134	191	166	25	15	25	35	35
Ø63	39.5	20	20	M16XP1.5	80	60	28	17	20	26	5	74	30	3/8	M10XP1.25	10.5	10.5	50	8	23.5	139	201	176	25	15	25	35	35
Ø80	44.5	25	25	M22XP1.5	96	74	40	20	15	34	7.5	84	30	3/8	M10XP1.25	12.5	10.5	50	13	32	153	223	188	35	20	30	45	40
Ø100	54.5	30	30	M26XP1.5	116	89	40	20	20	36	7	82	30	1/2	M12XP1.5	13.5	13	50	13	35	162	237	202	35	20	35	50	40
Ø125	60	35	35	M30XP1.5	148	116	45	20	23	42	10	84	30	1/2	M14XP1.5	14.5	14.5	50	13	41	177	260	220	40	25	40	50	45
Ø150	70	40	40	M30XP1.5	172	134	50	20	27	48	5	96	40	1/2	M16XP1.5	17	17	60	13	41	203	290	250	40	25	50	60	45

#### 備註:

1. 本系列軸心加大如未註明長度尺寸時, 依照本公司規定自行加工。
2. 本系列MA50, MA63行程超過500mm(含)以上, 軸心牙加大為M18XP1.5。
3. 本系列行程超過1500mm(含)以上時, 活塞(PM)長度須加倍長(尺寸P, S, Z, ZA, ZD須再加PM尺寸長度乙次)。
4. 本系列行程超過2000mm(含)以上時, 須加拉桿中間固定座。
5. AST 為客戶指定之可調行程。

1. The length and size of axis were not specific to constructed must be according to our company design's modify without prior notice.
2. The series stroke exceed 500mm (includes), axletree broaden be M18xP1.5.
3. The series stroke exceed (includes) 1500mm, should redouble length (PM) of piston. (Add twice length PM of size:P, S, Z, ZA, ZD).
4. When this series of stroke exceeds (includes) 2000mm, the fixed base of the pull rod must be added in the middle.
5. AST: Adjustable stroke by customer assignment.